The hungry monster

Turn a long tissue box on its side. Stick the two eyes above the opening.
Tape the straight band inside the top lip so the teeth peek out. Trim to fit.

Two mismatched eyes

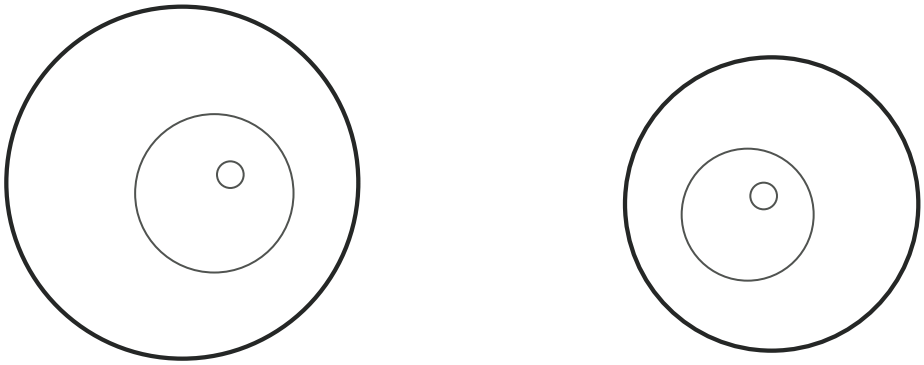

Top teeth with a tape band

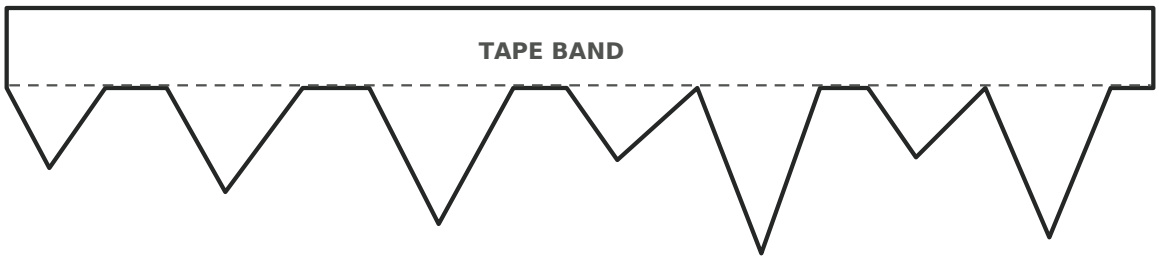

Short box? Use just the middle three teeth.

Print the page you want at 100%. Color first, then cut the outer edges.

1 inch

The sleepy cat

Fold each ear tab on the dotted line and tape it to the top of your tissue box.
Stick the nose on the front. Draw two sleepy curved eyes and three whiskers per cheek.

Two stand-up ears

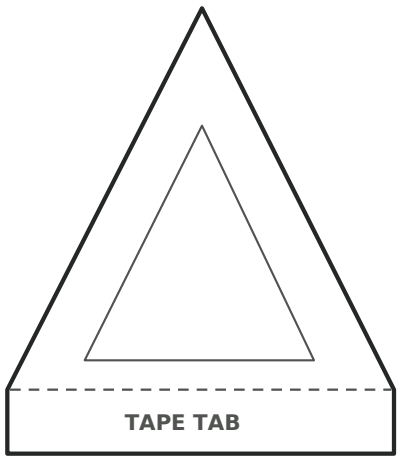

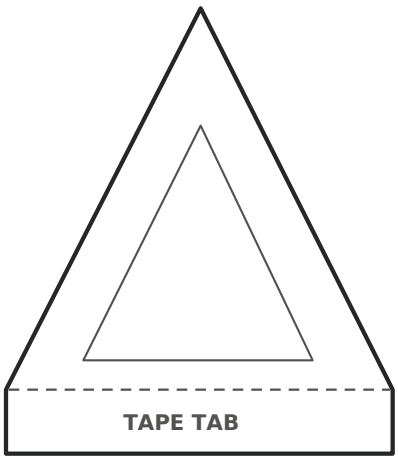

Heart nose



Name tag

This box belongs to

_____

Try orange stripes, black spots or a single patch over one eye.

Print the page you want at 100%. Color first, then cut the outer edges.

1 inch

The instant camera

Glue the lens and flash to the long side of a shoebox. Draw a picture in the frame and tape its top edge just below the lens. Put the real card slot in the shoebox lid.

Lens

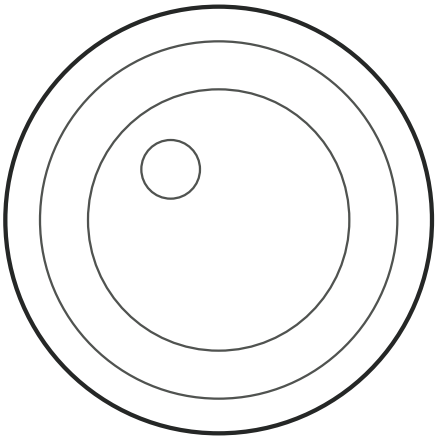

Flash



Instant photo frame



Shutter button



Keep the frame in one piece.
Draw inside the fine line.

Print the page you want at 100%. Color first, then cut the outer edges.

1 inch